



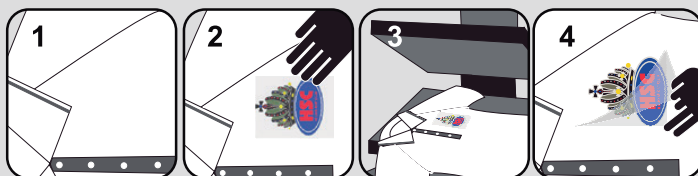
Technical Specifications

| | |
|------------------------|---|
| Quality | HELIO VRF - "Flame Retardant" |
| Main Characteristics | <ul style="list-style-type: none"> • Resistance to heat an flame • Washing up to 90°C • Very good resistance to friction |
| Presentation (Support) | Presented on a transparent film allows 100% quality inspection, perfect visualization and the correct placing of the motif before application. |
| Colours | The "Base colours chart" available combined with our colours mixing system allows to match desired PANTONE® colours with high accuracy. No limits on number of colours. |
| Indicated Bases | Polyester, Cotton or mixtures. |
| Washing Instructions |  |

Recommendations

| | |
|------------------------|---|
| Recommended Use | <ul style="list-style-type: none"> • Workwear. • Industrial laundry |
| Application Conditions | <ul style="list-style-type: none"> • Temperature: 180-200°C • Time: 12-16 sec. • Pressure: 6-7 Bar • The transfer reaches its maximal resistance 36 hours after its application. • Removal point: hot peel. REF (Reflective) finishing removal point: cold peel. |
| Storage | <ul style="list-style-type: none"> • Stock in a dry place, without dust and preferably with controlled temperature. • Do not expose to direct solar light or other heat sources. • Do not stack with weight. • In normal conditions recommended durability to apply a transfer is one year from its production. |
| Tests | <ul style="list-style-type: none"> • It is recommended to perform tests over the materials to be used. • HELIOTEXTIL is available to perform tests. |
| Responsibility | <ul style="list-style-type: none"> • HELIOTEXTIL recommends application conditions and will not take any responsibility for the transfer application by the client. • HELIOTEXTIL assumes that before formulating the order and before using the products, the client validated the requirements of intended end use. |
| Presentation | <ul style="list-style-type: none"> • Boxes  |

Application Sequency



1. Base should be clean before application.
2. Put the base on the heat press and position the transfer on the desired place.
3. Use the heat press with control of time, temperature and pressure.
4. Follow recommended application conditions indicated for each quality.

HELIOTEXTIL
ETIQUETAS E PASSAMANARIAS, S.A.

Rua dos Combatentes do Ultramar - P.O.Box 467
3701-914 S. João da Madeira - PORTUGAL
Tel.: +351 256 201 100 - Fax: +351 256 832 824
geral@heliotextil.com - www.heliotextil.com

